

Standard Construction and Materials

- FRAME:** 18-GA. galvanized steel.
- BLADE:** 18-GA. galvanized steel, open to 45°.
- AXLES:** ½" dia. extruded aluminum "pin-lock" rod with "double-sealed" bearings.

- CONSTRUCTION:** Welded and/or riveted for maximum service.
- LINKAGE:** Concealed in one jamb out of airstream, up to 48" width.
Concealed in both jambs, 48" up to 60" width.
- SEALS:** Stainless steel at jambs.
- SCREEN:** (When indicated, specify exterior or interior)
½" sq. mesh, 19-GA. galvanized steel, .041".
- FINISH:** Mill.

Options

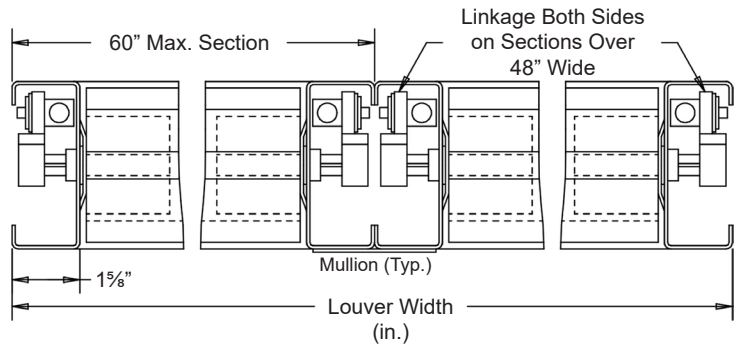
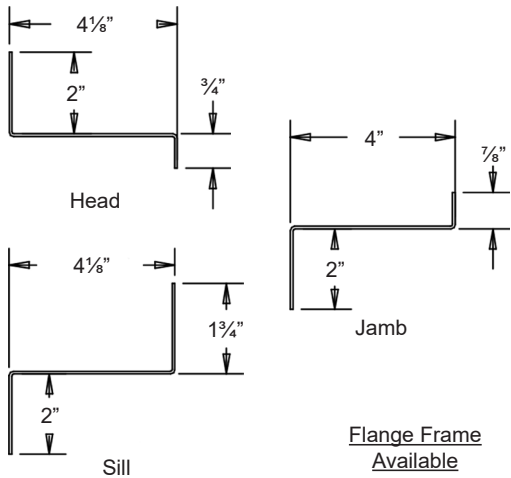
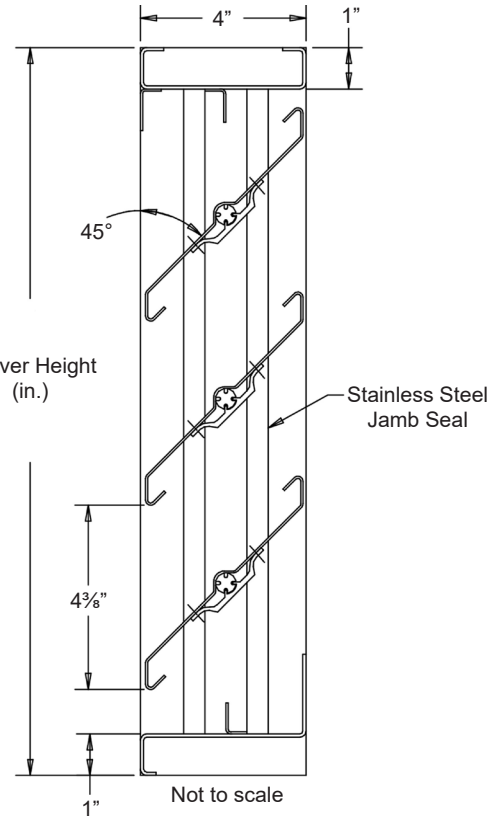
- Frames and Blades of other gauges
- Materials - 304 or 316 Stainless steel, Copper, Aluminum, etc.
- Neoprene blade edge seals
- Finishes - Enamels, Epoxies, etc.
- Screens - Insect screen 19/6 aluminum mesh, .011"
-or- ½" flattened aluminum, .051",
-or- ¼" sq. mesh, 18-GA galvanized steel, .047",
-or- ½" sq. mesh, 18-GA stainless steel, .047",
And others.

Notes

1. ½" nominal deduction will be made to the opening size given.
2. Approximate shipping weight is 8.0 lbs./sq.ft.

Louver Sizes

Min Panel	Max Single Panel
12"W x 12"H	60"W x 96"H



Item #	Qty	Width	Height	Width	Height	Mullion	Type	Location	Screens	Union Made	
		Opening Size		Louver Size							
Arch. / Eng.:							EDR:	ECN:		Job:	
Contractor:											
Project:							Date:	DWN:	DWG:		



In the interest of product development, Cesco Products reserves the right to make changes without notice.



450 Riverside Dr • Wyalusing PA, 18853
Phone: 570-746-1888 • Fax: 570-746-9286
www.cescoproducts.com

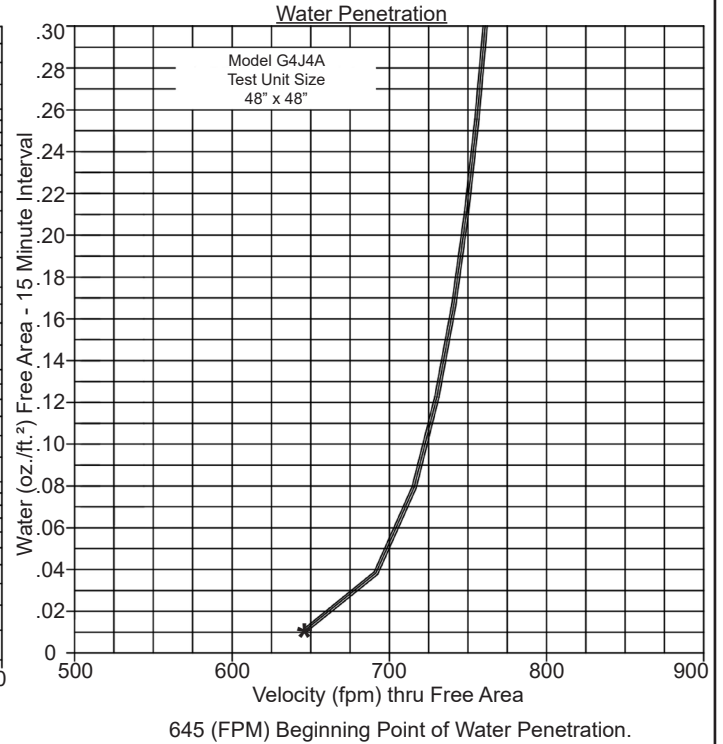
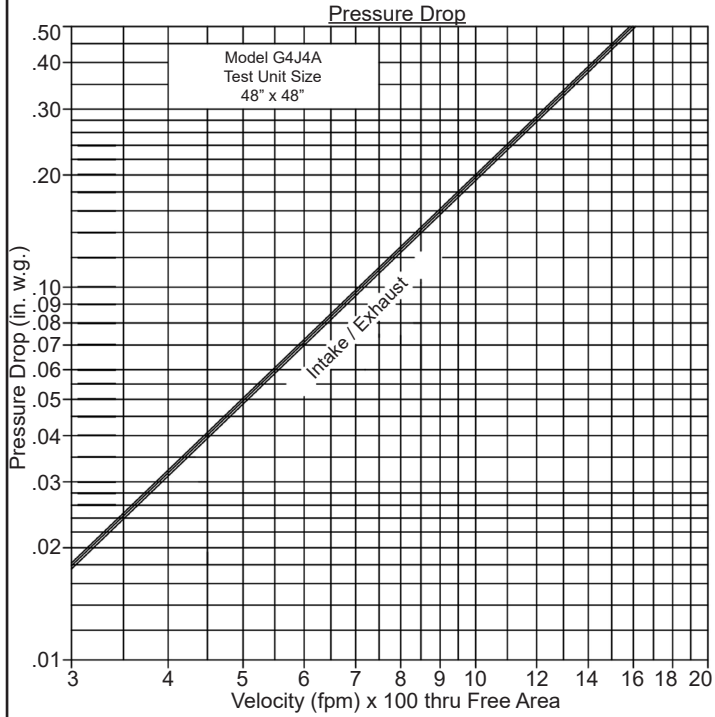
Performance Data

Pressure Drop: .10 in. w.g. at 720 fpm

Free Area: 7.79 sq.ft. = 48.7% for 48"W x 48"H sample tested in accordance with AMCA Standard 500-L

Beginning Point of Water Penetration: 645 fpm

Ratings do not include the effects of a screen.



Free Area (sq. ft.)

		Width (in.)								
		12"	18"	24"	30"	36"	42"	48"	54"	60"
Height (in.)	12"	.25	.39	.54	.69	.84	.99	1.13	1.28	1.43
	24"	.72	1.15	1.59	2.02	2.45	2.89	3.32	3.75	4.18
	36"	1.24	1.98	2.72	3.47	4.21	4.95	5.70	6.44	7.18
	48"	1.69	2.71	3.73	4.74	5.76	6.78	7.79	8.81	9.82
	60"	2.13	3.41	4.69	5.97	7.25	8.53	9.81	11.09	12.37
	72"	2.62	4.19	5.76	7.33	8.90	10.47	12.04	13.61	15.18
	84"	3.13	5.01	6.89	8.77	10.65	12.53	14.41	16.29	18.17
	96"	3.58	5.73	7.88	10.02	12.17	14.32	16.47	18.62	20.76